

ACESYS



ST-920EA

- Long slim feature and fit for 43mm door frame.
- External RELAY module to enhance security.



ST-725EA

- Easy & convenient for installation.
- Anti-tamper function available.



ST-120EA

- External RELAY module to enhance security.
- Stainless steel button with back light.



ST-228EA

- Stainless steel keypad with indicator light.
- Embedded type of installation.

- **Waterproof designs to install outdoors.**
- **User capacity up to 1000.**
- **Fireproof polycarbonate material for casing.**
- **8 sets door opening password which can be set by users.**

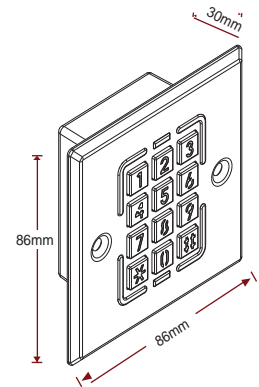
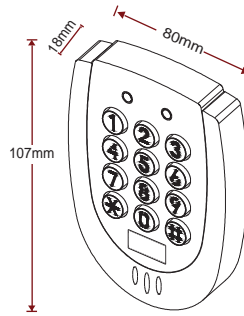
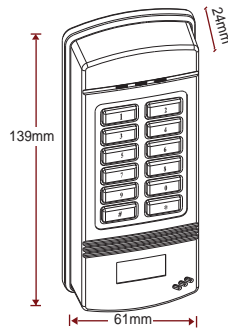
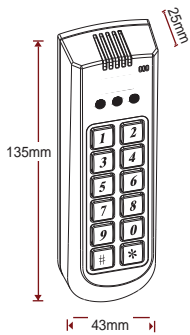
ACESYS

Specifications

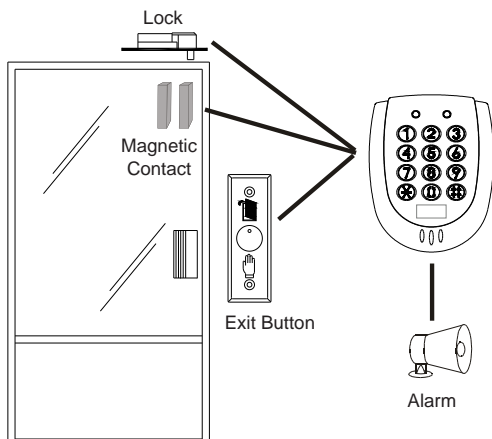


Model	ST-920EA	ST-725EA	ST-120EA	ST-228EA
Function	Access Control System			
Door Open Modes	1. Password, 2. Proximity card, 3. Proximity card & Password, 4. Password or Proximity card			
Door Open Time	00 - 99 seconds			
Capacity of Cards	1000 cards			
Waterproof	Yes			
Frequency	125KHz or 13.56MHz			
Relay Module	External	Internal	External	Internal
Standalone Operation	Yes			
Anti-Tamper Switch	Yes			
Door Opening Password	8 Sets			
Input Point	1. Push Button, 2. Security sensor, 3. Door Sensor			
Output Point	1. Door open, 2. Alarm output, 3. Anti-Tamper output			
Casing Material	Fireproof Polycarbonate Material			
Dimensions	135(L) x 43(W) x 25(H)mm	139(L) x 61(W) x 24(H)mm	107(L) x 80(W) x 18(H)mm	86(L) x 30(W) x 86(H)mm
Power Consumption	12V DC (Standby: 130mA ; Operation: 150mA)			

Dimension of Standalone Access Control



Structure Diagram



ACESYS

AUTHORIZED DEALER: